

Instructor's LiveText Accounts

Getting Started

- If you do not currently have an account contact LiveText Coordinator, Marci Shirley at mshirley@troy.edu or 334-670-5842. Information you will need to supply:
 - **Full Name, email address, full date of birth and university faculty ID number.**
 - Once you have your username and password access your account at www.livetext.com

What's New

Release: 8.0.6
 Date: May 18, 2010
 (1) new feature in this release.

[View New Feature details](#)

Faculty Video Tutorials

About

[About Basic Navigations](#)

[About Course Level Discussions](#)

How-Tos

[How to Create a Course Assignment](#)

[How to Assess Student Submission](#)

[Get Adobe Flash Player](#)

Active Assignments | Active Documents

SED-3346-TBWA - Section T01-SED-3346-TBWA-10/SU

SED 3346 Test Construction

Progress bar: 10

SED 3346 Test Review

Progress bar: 10

[View All SED-3346-TBWA - Section T01-SED-3346-TBWA-10/SU Assignments](#)

SED-4400-TBWA - Section T01-SED-4400-TBWA-10/SU

SED 4400 Discussion Assignment

Progress bar: 12

SED 4400 Online Academy

Progress bar: 12

[View All SED-4400-TBWA - Section T01-SED-4400-TBWA-10/SU Assignments](#)

10/SU

[View Other Terms](#)

Course Sections

[SED-3346-TBWA - T01-SED-3346-TBWA-10/SU](#)

[SED-4400-TBWA - T01-SED-4400-TBWA-10/SU](#)

The Dashboard screen is the first screen you will see when logging into your LiveText account. It gives you an overall view of what is going on in the account.

[Student FAQ](#)

support@livetext.com

[Welcome to LiveText!](#)

[What's New](#)

LiveText Forum

If you have any comments or suggestions on LiveText, please click the link below to post your feedback in the forum.

[LiveText Forum](#)

Active Documents | Active Assignments

My Work | **Inbox**

Active Documents - My Work

New Document

Title	Type	Date Modified
test	Lesson Plan	12/10/09

[View All Documents — My Work](#)

What's New

Release: 8.0.6
Date: May 18, 2010
(1) new feature in this release.
[View New Feature details](#)

Faculty Video Tutorials

- About
 - [Basic Navigations](#)
 - [Course Level Discussions](#)
 - How-Tos
 - [How to Create a Course Assignment](#)
 - [How to Assess Student Submission](#)
- [Get Adobe Flash Player](#)

Active Assignments | Active Documents

SED-3346-TBWA - Section T01-SED-3346-TBWA-10/SU

SED 3346 Test Construction

10

SED 3346 Test Review

10

[View All SED-3346-TBWA - Section T01-SED-3346-TBWA-10/SU Assignments](#)

SED-4400-TBWA - Section T01-SED-4400-TBWA-10/SU

SED 4400 Discussion Assignment

12

SED 4400 Online Academy

12

[View All SED-4400-TBWA - Section T01-SED-4400-TBWA-10/SU Assignments](#)

Each class which you are teaching with LiveText assignment(s) will appear in a gray tabbed box. You will see each assignment listed with a red bar under it.

Under the red bar is a number. This is the number of students currently in your class. By clicking the red bar you can quickly access the grading screen. Note: Portions of this bar will change color to indicate the following:

- Red = students who have not submitted this assignment to your account for grading.
- Yellow = students who have sent you their assignment and you need to grade them.
- Green = students for whom you have completed the grading process for.

Active Documents | Active Assignments

My Work | Inbox

New Document

Title	Type	Date Modified
test	Lesson Plan	12/10/09

[View All Documents — My Work](#)

SED 4400 Discussion Assignment

Assignment Details

Submissions & Grades

RED = Non-LiveText Member

Awaiting Submission (12)

Awaiting Assessment

Completed

Awaiting Submission (12)		Awaiting Assessment		Completed	
Select All	Assess Selected Students				All grades are published
Name	Assignment History	Name	Assignment History	Name	Final Assessment
<input type="checkbox"/> Burkett, William					
<input type="checkbox"/> Byrd, Kaitlyn					
<input type="checkbox"/> Gwaltney, Trista					
<input type="checkbox"/> MCCANTS, ALDRIAN					
<input type="checkbox"/> Moore, Joshua					
<input type="checkbox"/> Simmons, Ashley					
<input type="checkbox"/> stone, elizabeth					
<input type="checkbox"/> Thiery, Robert					
<input type="checkbox"/> Thomas, Shannon					
<input type="checkbox"/> Tindell, Caitlin					
<input type="checkbox"/> Wilson, Daniel					
<input type="checkbox"/> Worth, Elana					

10/SU

[View Other Terms](#)

Course Sections

[SED-3346-TBWA - T01-SED-3346-TBWA-10/SU](#)
[SED-4400-TBWA - T01-SED-4400-TBWA-10/SU](#)

Quick Links

[Reviews](#)

By clicking the bar graphic on the Dashboard page you will access the grading screen.

The three columns reflect the bar graphic.

If the bar is all red then no students have submitted an assignment yet.

When a student does submit an assignment their names will appear in the yellow column and when you have completed the grading process the student's name will then move to the green column.

is on
LiveText, please click the link below to post your feedback in the forum.

[LiveText Forum](#)

SED 4400 Discussion Assignment

Assignment Details Submissions & Grades

RED = Non-LiveText Member

Awaiting Submission (11)		Awaiting Assessment (1)		Completed	
Select All		Select All		All grades are published	
Name	Assignment History	Name	Assignment History	Name	Final Assessment
<input type="checkbox"/> Byrd, Kaitlyn		<input checked="" type="checkbox"/> Burkett, William			
<input type="checkbox"/> Gwaltney, Trista					
<input type="checkbox"/> MCCANTS, ALDRIAN					
<input type="checkbox"/> Moore, Joshua					
<input type="checkbox"/> Simmons, Ashley					
<input type="checkbox"/> stone, elizabeth					
<input type="checkbox"/> Thiery, Robert					
<input type="checkbox"/> Thomas, Shannon					
<input type="checkbox"/> Tindell, Caitlin					
<input type="checkbox"/> Wilson, Daniel					
<input type="checkbox"/> Worth, Elana					

To grade a student in the yellow column put a check mark beside the student's name you wish to assess and click the Assess Selected Students button as indicated by the arrow.

10/SU

[View Other Terms](#)

- Course Sections**
- SED-3346-TBWA - T01-SED-3346-TBWA-10/SU
 - SED-4400-TBWA - T01-SED-4400-TBWA-10/SU

- Quick Links**
- [Reviews](#)
 - [Groups](#)
 - [Visitor Passes](#)
 - [File Manager](#)

- Customer Service**
- [Faculty FAQ](#)
 - [Student FAQ](#)
 - support@livetext.com
 - [Welcome to LiveText!](#)
 - [What's New](#)

LiveText Forum

If you have any comments or suggestions on LiveText, please click the link below to post your feedback in the forum.

[LiveText Forum](#)

Notice in the Artifacts submitted: below that 0 have been submitted. This means that the student has not correctly submitted their template to you for grading. Sometimes you might see just an attachment without a template and most of the time you will see a hyperlink for the correct template. The best practice is to have the student submit assignments correctly to you for grading.



Burkett, William **Submission Date: 06-21-2010**

Artifacts submitted: 0

Grade

Comment

Assessment Rubrics

Attachment...

Save Request Resubmission Submit Assessment Cancel

When you have either received an incorrect submission from the student or if they need to make a correction to something they have sent you simply click the **Request Resubmission** button to “unlock” * (see note below) the student’s submission so that they can work with it again and resubmit it to you.

Once a student submits something for a particular assignment that student’s account **becomes unable to submit** anything additional for the same assignment to the instructor and the instructor must **Request Resubmission** of the assignment before the student is able to make any additional submissions for that specific assignment again.

LiveText did this to keep instructor’s from being bombarded by multiple submissions of the same assignment. Students usually want to be sure their instructor receives their information thus prompting them to send the same information many times. The Request Resubmission feature keeps that from happening.

Final Internship Dispositions Form

Latest Submission

The student's correct submission of the assignment will appear as a hyperlink named exactly what the assignment is. The instructor clicks the hyperlink to access the student's work.

Assessment Experience Feedback Form

Request Resubmission Submit Assessment Cancel

Awaiting Assessment

Austin, Joseph Submission Date: 04-14-2010

Artifacts	Grade	Comment
First Internship UG-ALTA Student Dispositions Development Plan C1	<input type="text"/>	<input type="text"/>

Assessment Rubrics Attachment...



First Internship UG-ALTA Student Dispositions Development Plan C1

by Joseph Austin

Add Comment

Show Properties

Add Comment

Table of Contents

Hide

Development Plan

Instructions

Add Comment

THIS DOCUMENT SHOULD ONLY BE COMPLETED AND SUBMITTED FOR REVIEW AFTER COMPLETING THE UNDERGRADUATE AND ALTA DISPOSITIONS SELF-ASSESSMENT FORM LOCATED IN THE FORMS SECTION OF YOUR ACCOUNT.

In the first section below, indicate what disposition(s) you are developing. Locate that disposition in the remaining sections and explain how you plan to improve the development of that disposition. You only complete the sections pertaining to the dispositions you are developing. This plan should be based upon your results from the dispositions self-assessment form.

Click edit to the form viewer section below to attach your self-assessment of dispositions form.

SED 4400 Discussion Assignment


Latest Submission

[Assessment Experience Feedback Form](#)

Save Request Resubmission Submit Assessment Cancel

To access the grading rubric click the blue Assessment Rubrics button.

The rubric will then appear as indicated below.



Assessment Rubrics Attachment...

SED 4400 Discussion Assignment Rubric C1

Show/Hide Rubric Descriptions

	Exemplary (4 pts)	Proficient (3 pts)	Partially Proficient (2 pts)	Deficient (1 pt)	N/A
Level of Participation AL-AQT-2007.2.c.2.2 AL-AQT-2007.2.c.2.3 AL-AQT-2007.2.c.3.1 AL-TROY-COE-CF.1 AL-TROY-COE-CF.3 AL-TROY-COE-CF.5 AL-TROY-COE-CF.6 AL-TROY-COE-CF.9	Participates actively and regularly; does not domi...	Reacts to discussion; rarely instigates conversati...	Occasionally makes contributions; does not instiga...	Does not participate actively; OR attempts to domi...	
Quality of Contributions AL-AQT-	Insightful and prepared for discussions; engages	Contributes appropriate comments; does not add any...	Attempts to agree with discussants; does not make ...	Makes irrelevant or off-topic comments; OR contrib...	

SED 3346 Test Construction

Latest Submission

[Assessment Experience Feedback Form](#)

Save Request Resubmission Submit Assessment Cancel

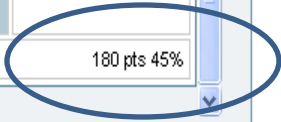
Awaiting Assessment

Addison, Callie Submission Date: 06-22-2010

		Grade	Comment		
AL-AQT-2007.2.c.5.1 AL-AQT-2007.2.c.5.2 AL-TROY-COE-CF.9					
Direction for test types (5, 5%)	Directions are clear in all test types and stated ...	Directions are clear most of the time.	Directions are clear some time	Directions are confusing.	
Keys for test items (5, 5%) AL-AQT-2007.2.c.5.1 AL-AQT-2007.2.c.5.2 AL-TROY-COE-CF.9	All correct	Missed one	Missed one	Missed more than two	
Textbook reference-APA (5%)	All accurate	Missed one rule	Missed one rule	Missed several rules	
					180 pts 45%

To grade the student simply hover your cursor over the correct grading target and click inside the box. It should turn gray to indicate your choice.

Notice at the bottom of the rubric that points accrue automatically.



Final Internship Dispositions Form

Click the green Submit Assessment button when you have completed the grading process for a student.



Latest Submission

Save Request Resubmission **Submit Assessment** Cancel

Awaiting Assessment

Austin, Joseph Submission Date: 04-14-2010

Artifacts

First Internship UG-ALTA Student Dispositions Development Plan C1

Grade	Comment
59 out of 60 = A	Fantastic work on your assignment. Be sure to watch your APA style on the references.

Assessment Rubrics Attachment...



Best practice is to put the student's actual grade within the grade area and any additional comments you might have. This helps to keep down confusion for the student when they view the completed rubric.

WARNING:

Regardless of student feedback all grading must be entered into the online rubric to be useable for reporting. Please be sure you enter your evaluation into the provided rubric.

by Joseph Austin

Show Properties

Table of Contents

Hide

Development Plan

Instructions

Add Comment

THIS DOCUMENT SHOULD ONLY BE COMPLETED AND SUBMITTED FOR REVIEW AFTER COMPLETING THE UNDERGRADUATE AND ALTA DISPOSITIONS SELF-ASSESSMENT FORM LOCATED IN THE FORMS SECTION OF YOUR ACCOUNT.

In the first section below, indicate what disposition(s) you are developing. Locate that disposition in the remaining sections and explain how you plan to improve the development of that disposition. You only complete the sections pertaining to the dispositions you are developing. This plan should be based upon your results from the dispositions self-assessment form.

Click edit to the form viewer section below to attach your self-assessment of dispositions form.

Once each student is graded they will move automatically from the yellow column to the green column as indicated below.

Courses Main Page > ENG-4474-

ENG 4474 UG-ALTA P

Assignment Details Submissions & Grad

RED = Non-LiveText Member

Awaiting Submission		Awaiting Assessment		Completed (1)	
				All grades are published	
Name	Assignment History	Name	Assignment History	Name	Final Assessment
				Phillips, Julia	324 81% Be



10/SP
[View Other Terms](#)

- ### Course Sections
- EDU-4471-THWA - T01-EDU-4471-THWA-10/SP
 - ELE-4474-TXWA - T01-ELE-4474-TXWA-10/SP
 - ENG-4474-TXWA - T01-ENG-4474-TXWA-10/SP
 - IED-4454-TXWA - T01-IED-4454-TXWA-10/SP
 - KHP-4472-TXWA - T01-KHP-4472-TXWA-10/SP
 - MUS-4472-TXWA - T01-MUS-4472-TXWA-10/SP
 - SED-4400-THWA - T01-SED-4400-THWA-10/SP
 - SED-4454-TXWA - T01-SED-4454-TXWA-10/SP
 - SED-5544-TXWA - T01-SED-5544-TXWA-10/SP
 - SS-4474-TXWA - T01-SS-4474-TXWA-10/SP

- ### Quick Links
- Reviews
 - Groups
 - Visitor Passes
 - File Manager

- ### Customer Service
- Faculty FAQ
 - Student FAQ
 - support@livetext.com
 - Welcome to LiveText!

**Another way to
view the grading screen.**

What's New

Release: 8.0.6
 Date: May 18, 2010
 (1) new feature in this release.

[View New Feature details](#)

Faculty Video Tutorials

About

About
[Basic Navigations](#)

About
[Course Level Discussions](#)

How-Tos

How to
[Create a Course Assignment](#)

How to
[Assess Student Submission](#)

[Get Adobe Flash Player](#)

Active Assignments | Active Documents

SED-3346-TBWA - Section T01-SED-3346-TBWA-10/SU

SED 3346 Test Construction

10

SED 3346 Test Review

10

[View All SED-3346-TBWA - Section T01-SED-3346-TBWA-10/SU Assignments](#)

SED-4400-TBWA - Section T01-SED-4400-TBWA-10/SU

SED 4400 Discussion Assignment

12

SED 4400 Online Academy

12

[View All SED-4400-TBWA - Section T01-SED-4400-TBWA-10/SU Assignments](#)

Click on the course section located to the right of your Dashboard screen.



10/SU

[View Other Terms](#)

- Course Sections**
- SED-3346-TBWA - T01-SED-3346-TBWA-10/SU
 - SED-4400-TBWA - T01-SED-4400-TBWA-10/SU

- Quick Links**
- Reviews
 - Groups
 - Visitor Passes
 - File Manager

- Customer Service**
- Faculty FAQ
 - Student FAQ
 - support@livetext.com
 - Welcome to LiveText!
 - What's New

LiveText Forum

If you have any comments or suggestions on LiveText, please click the link below to post your feedback in the forum.

[LiveText Forum](#)

Active Documents | Active Assignments

My Work | Inbox

Active Documents - My Work

New Document

Title	Type	Date Modified
test	Lesson Plan	12/10/09

[View All Documents — My Work](#)

SED-3346-TBWA - T01-SED-3346-TBWA-10/SU

Overview

Assignments

Students

Outcomes & Standards

Announcements


Discussions





Now click the Assignments tab.

 Edit

Course Overview

Name SED-3346-TBWA - T01-SED-3346-TBWA-10/SU : Educational Assessment**Description****Instructor(s)** Nadine Scarborough

Course Sections

 [SED-3346-TBWA - T01-SED-3346-TBWA-10/SU](#) [SED-4400-TBWA - T01-SED-4400-TBWA-10/SU](#)

Quick Links

 [Reviews](#) [Groups](#) [Visitor Passes](#) [File Manager](#)

Customer Service

 [Faculty FAQ](#) [Student FAQ](#) support@livetext.com [Welcome to LiveText!](#) [What's New](#)

LiveText Forum

If you have any comments or suggestions on LiveText, please click the link below to post your feedback in the forum.

 [LiveText Forum](#)

Courses Main Page > SED-3346-TBWA - T01-SED-3346-TBWA-10/SU



Educational Assessment

SED-3346-TBWA - T01-SED-3346-TBWA-10/SU

Overview Assignments Students Outcomes & Standards Announcements

Course Assignments Overview

New... Copy Delete

<input type="checkbox"/>	Assignment	Date Assigned	Due Date	Status	Progress
<input type="checkbox"/>	 SED 3346 Test Construction	05/19/2010		In Progress	<div style="width: 100%;"><div style="width: 10%;"></div></div> 10
<input type="checkbox"/>	 SED 3346 Test Review	05/19/2010		In Progress	<div style="width: 100%;"><div style="width: 10%;"></div></div> 10

Click the bar graphic to access the grading screen.



Follow the same instructions outlined in the first section of this presentation.







10/SU

[View Other Terms](#)

Course Sections

-  [SED-3346-TBWA - T01-SED-3346-TBWA-10/SU](#)
-  [SED-4400-TBWA - T01-SED-4400-TBWA-10/SU](#)

Quick Links

-  [Reviews](#)
-  [Groups](#)
-  [Visitor Passes](#)
-  [File Manager](#)

Customer Service

-  [Faculty FAQ](#)
-  [Student FAQ](#)
-  [support@livetext.com](#)
-  [Welcome to LiveText!](#)
-  [What's New](#)

LiveText Forum

If you have any comments or suggestions on LiveText, please click the link below to post your feedback in the forum.

-  [LiveText Forum](#)

By clicking the Students tab you can view your course roster and quickly see a student's grade for each assignment.

Note: Any student's name which **appears in red** means that they have enrolled for the course, but they have not purchased and registered their LiveText software yet.

Students must purchase the standard LiveText edition either online at www.livetext.com or at the campus bookstore.

Courses Main Page > SED-3346-TBWA - T01-SED-3346-TBWA-10/SU

SED-3346-TBWA - T01-SED-3346-TBWA

Overview Assignments Students Outcomes & Standards Announcements

Course Students Overview

GRAY = Inactive Student RED = Non-LiveText Member

Name	SED 3346 Test Construction	SED 3346 Test Review
Addison, Callie		
Blair, Brian		
Cawley, Carrie		
golden, steven		
Griggs, Courtney		
Gwaltney, Trista		
lucas, james		
stone, elizabeth		
Thiery, Robert		
Thomas, Shannon		
Tidwell, Elizabeth		
White, Clarke		
Williams, Jason		
Worth, Elana		

SED-4400-TBWA - T01-SED-4400-TBWA-10/SU

- Quick Links
- Reviews
- Groups
- Visitor Passes
- File Manager

- Customer Service
- Faculty FAQ
- Student FAQ
- support@livetext.com
- Welcome to LiveText!
- What's New

LiveText Forum

If you have any comments or suggestions on LiveText, please click the link below to post your feedback in the forum.

[LiveText Forum](#)

Forms



Students often have to complete forms in LiveText. They can access these forms by clicking the Forms tab located at the top of their screens.

Forms

Inbox

Inbox

Showing 1-20 of 20 1

Title	Owner	Status	Submissions	Actions
SU10 01 First Internship UG-ALTA Disp.	Troy University College of Education	~	~	Take form
SU10 02 Mid-Point UG-ALTA Internship Disp.	Troy University College of Education	~	~	Take form
SU10 03 Final UG-ALTA Intern. Disp.	Troy University College of Education	~	~	Take form
SU10 1st 40 Report of Field Experiences	Troy University College of Education	~	~	Take form
SU10 2nd 40 Report of Field Experience	Troy University College of Education	~	~	Take form
SU10 EAL Disp. Self-Assessment	Troy University College of Education	~	~	Take form
SU10 GR Disp. Self Assessment	Troy University College of Education	~	~	Take form
SU10 GR Student Demographic Form	Troy University College of Education	~	~	Take form
SU10 Grad. Prof. Educ. Exit Survey	Troy University College of Education	~	~	Take form
SU10 ILA Dispositions Self-Assesment	Troy University College of Education	~	~	Take form
SU10 Instruc. Ldr. Report of Field Experiences	Troy University College of Education	~	~	Take form
SU10 Sch. Coun. Final Disp. Self-Assessment	Troy University College of Education	~	~	Take form
SU10 Sch. Coun.MidPoint Disp. Self-Assessment	Troy University College of Education	~	~	Take form
SU10 Sch. Couns. Exit Survey	Troy University College of Education	~	~	Take form
SU10 Sch. Couns. First Disp. Student Self-Assessment	Troy University College of Education	~	~	Take form
SU10 Sch. Psychometry Disp. Self-Assessment	Troy University College of Education	~	~	Take form
SU10 Sch. Psychometry Exit Survey	Troy University College of Education	~	~	Take form
SU10 Sch. Psychometry Prog. Eval. Survey	Troy University College of Education	~	~	Take form
SU10 UG-ALTA Disp. Self-Assessment	Troy University College of Education	~	~	Take form
SU10 UG-ALTA Student Demographics Form	Troy University College of Education	~	~	Take form

Showing 1-20 of 20 1

- Quick Links
- [News](#)
 - [Tips](#)
 - [For Passes](#)
 - [Manager](#)

- Customer Service
- [Faculty FAQ](#)
 - [Student FAQ](#)
 - support@livetext.com
 - [Welcome to LiveText!](#)
 - [What's New](#)

LiveText Forum

If you have any comments or suggestions on LiveText, please click the link below to post your feedback in the forum.

- [LiveText Forum](#)

Why use LiveText?

LiveText and Reporting Data

- LiveText is used by many universities across the world for accreditation purposes whether it be for SACS or a specialized accreditation such as CACREP, CORE or NCATE.
- LiveText allows student outcomes to be tied directly to standards and reported on. This saves time and effort by automatically compiling data as opposed to a manual process of reporting. It is accurate and efficient, but only as good as the data entered every semester.

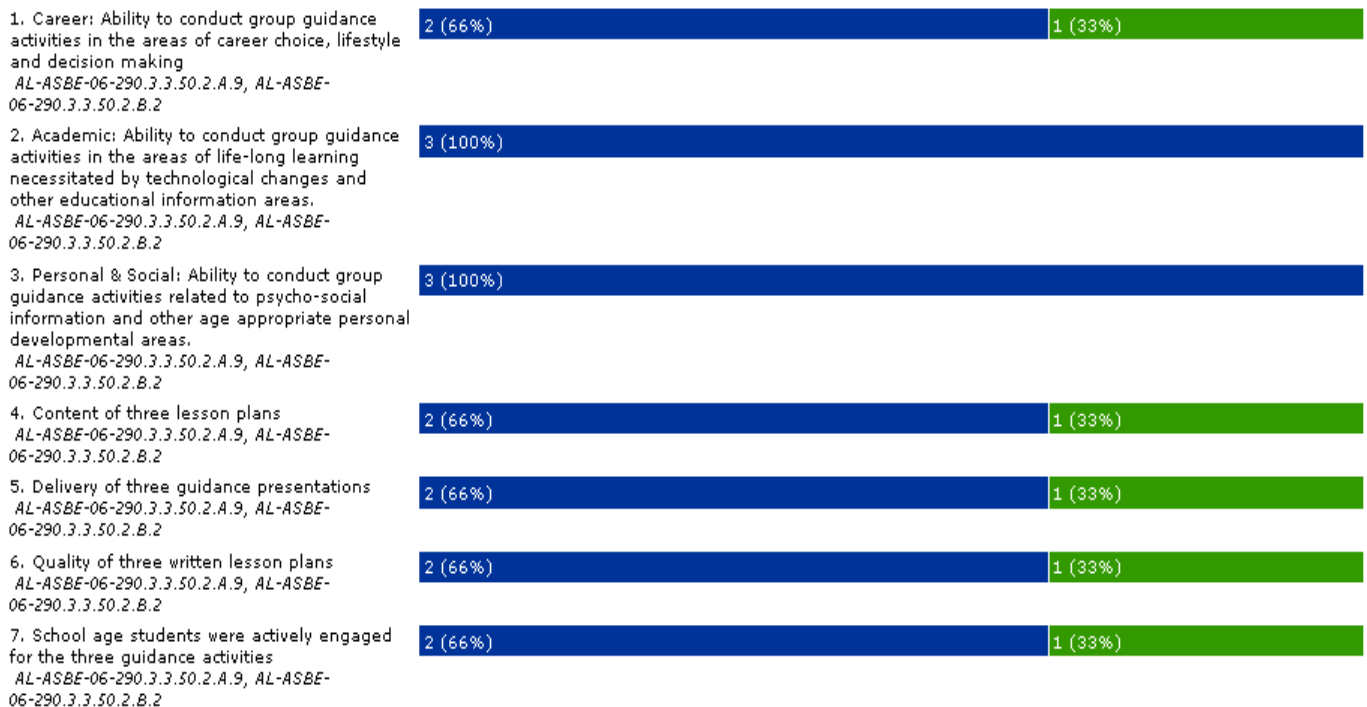
Select Assessee

Select Standard


 Rubric: CP 6641 Group Guidance C1 Rubric

This is an example of just one of the reports that can be run in the system. This report indicates in a graphic color-coded way exactly how students in this course performed and which standards they met.

	Advanced (4 pts)	Proficient (3 pts)	Developing (2 pts)	Beginner (1 pts)	Mean	Mode	Stdev
1. Career: Ability to conduct group guidance activities in the areas of career choice, lifestyle and decision making	2	1	0	0	3.67	4	0.47
2. Academic: Ability to conduct group guidance activities in the areas of life-long learning necessitated by technological changes and other educational information areas.	3	0	0	0	4.00	4	0.00
3. Personal & Social: Ability to conduct group guidance activities related to psycho-social information and other age appropriate personal developmental areas.	3	0	0	0	4.00	4	0.00
4. Content of three lesson plans	2	1	0	0	3.67	4	0.47
5. Delivery of three guidance presentations	2	1	0	0	3.67	4	0.47
6. Quality of three written lesson plans	2	1	0	0	3.67	4	0.47
7. School age students were actively engaged for the three guidance activities	2	1	0	0	3.67	4	0.47



■ Advanced
 ■ Proficient
 ■ Developing
 ■ Beginner



Export to CSV

This report can also measure inter-rater results between multiple faculty who are teaching the course.

Inter-rater Summary

	Mayer, Virginia	Mean	Stdev
1. Career: Ability to conduct group guidance activities in the areas of career choice, lifestyle and decision making	3.67	3.67	0.00
2. Academic: Ability to conduct group guidance activities in the areas of life-long learning necessitated by technological changes and other educational information areas.	4.00	4.00	0.00
3. Personal & Social: Ability to conduct group guidance activities related to psycho-social information and other age appropriate personal developmental areas.	4.00	4.00	0.00
4. Content of three lesson plans	3.67	3.67	0.00
5. Delivery of three guidance presentations	3.67	3.67	0.00
6. Quality of three written lesson plans	3.67	3.67	0.00
7. School age students were actively engaged for the three guidance activities	3.67	3.67	0.00

Export to CSV

Many other types of reports are also available in LiveText.

What do students see?

What's New

Release: 8.0.6
Date: May 18, 2010
(1) new feature in this release.

[View New Feature details](#)

Student Video Tutorials

About

- About
- Basic Navigations**

How-Tos

- How to **Start an Assignment**
- How to **Submit an Assignment**
- How to **View Assignment Submission Assessments**

[Get Adobe Flash Player](#)

Active Assignments | Active Documents

EDU-4471-TAWA - Section T01-EDU-4471-TAWA-10/SU

- EDU 4471 Curriculum Group Project**
 - Assessment Published
 - [View Assessment](#)
 - [Click here for assignment details.](#)
- EDU 4471 Personal Teaching Philosophy**
 - Assessment Published
 - [View Assessment](#)
 - [Click here for assignment details.](#)

[View All EDU-4471-TAWA - Section T01-EDU-4471-TAWA-10/SU Assignments](#)

ELE-3361-DSAA - Section D01-ELE-3361-DSAA-10/SU

- Lesson Plan**
 - [For assignment details and template\(s\) click here.](#)
- Standard Alignment Assignment**
 - [For assignment details and template\(s\) click here.](#)

[View All ELE-3361-DSAA - Section D01-ELE-3361-DSAA-10/SU Assignments](#)

ELE-3362-PSKU - Section T02-ELE-3362-PSKU-10/SU

- ELE 3362 Literature in Math C1 Assignment**
 - [For assignment details and template\(s\) click here.](#)
- ELE 3362 Math Unit C1 Assignment**
 - [For assignment details and template\(s\) click here.](#)

[View All ELE-3362-PSKU - Section T02-ELE-3362-PSKU-10/SU Assignments](#)

RED-4482-PSKU - Section T02-RED-4482-PSKU-10/SU

10/SU

[View Other Terms](#)

Courses

- EDU-4471-TAWA - T01-EDU-4471-TAWA-10/SU
- ELE-3361-DSAA - D01-ELE-3361-DSAA-10/SU
- ELE-3362-PSKU - T02-ELE-3362-PSKU-10/SU
- RED-4482-PSKU - T02-RED-4482-PSKU-10/SU

Visitor Passes

File Manager


Customer Service

- [Student FAQ](#)
- support@livetext.com
- [Welcome to LiveText!](#)
- [What's New](#)

LiveText Forum


If you have any comments or suggestions on LiveText, please click the link below to post your feedback in the forum.


- [LiveText Forum](#)



This is a typical student screen. They have links to access the assignment templates for each course. The student clicks the link once only to initially create the interactive assignment template.

Assignment Templates

Selected Template(s)  ELE 3361 5E Lesson Plan C1 Assignment - [View](#) | [Use This Template](#)







Outcomes & Standards

- | | |
|--|--|
| Selected Outcomes & Standards | <ul style="list-style-type: none"> AL-ASBE-06.290.3.3.06.1.A.14 (Rubric) AL-TROY-COE-CF.1 (Rubric) AL-TROY-COE-CF.10 (Rubric) AL-TROY-COE-CF.3 (Rubric) AL-TROY-COE-CF.5 (Rubric) AL-TROY-COE-CF.6 (Rubric) AL-TROY-COE-CF.9 (Rubric) AL-ASBE-06.290.3.3.06.1.A.14 (Rubric) AL-TROY-COE-CF.1 (Rubric) AL-TROY-COE-CF.10 (Rubric) AL-TROY-COE-CF.3 (Rubric) AL-TROY-COE-CF.5 (Rubric) AL-TROY-COE-CF.6 (Rubric) AL-TROY-COE-CF.9 (Rubric) AL-ASBE-06.290.3.3.06.1.A.14 (Rubric) AL-TROY-COE-CF.1 (Rubric) AL-TROY-COE-CF.10 (Rubric) AL-TROY-COE-CF.3 (Rubric) AL-TROY-COE-CF.5 (Rubric) AL-TROY-COE-CF.6 (Rubric) AL-TROY-COE-CF.9 (Rubric) AL-ASBE-06.290.3.3.06.1.A.1 (Rubric) AL-ASBE-06.290.3.3.06.1.A.14 (Rubric) AL-TROY-COE-CF.1 (Rubric) AL-TROY-COE-CF.10 (Rubric) AL-TROY-COE-CF.3 (Rubric) AL-TROY-COE-CF.5 (Rubric) AL-TROY-COE-CF.6 (Rubric) AL-TROY-COE-CF.9 (Rubric) AL-ASBE-06.290.3.3.06.1.A.1 (Rubric) AL-TROY-COE-CF.1 (Rubric) AL-TROY-COE-CF.3 (Rubric) AL-TROY-COE-CF.5 (Rubric) AL-TROY-COE-CF.6 (Rubric) AL-TROY-COE-CF.9 (Rubric) AL-ASBE-06.290.3.3.06.1.A.1 (Rubric) AL-TROY-COE-CF.1 (Rubric) AL-TROY-COE-CF.3 (Rubric) AL-TROY-COE-CF.5 (Rubric) AL-TROY-COE-CF.6 (Rubric) AL-TROY-COE-CF.9 (Rubric) |
|--|--|

The student clicks here to open the template.

-  [3361-USAA-TU/SU](#)
-  [ELE-3362-PSKU - T02-ELE-3362-PSKU-10/SU](#)
-  [RED-4482-PSKU - T02-RED-4482-PSKU-10/SU](#)
-  [RED-4483-TAWA - T01-RED-4483-TAWA-10/SU](#)

Quick Links

-  [Reviews](#)
-  [Groups](#)
-  [Visitor Passes](#)
-  [File Manager](#)

Customer Service

-  [Student FAQ](#)
-  [support@livetext.com](#)
-  [Welcome to LiveText!](#)
-  [What's New](#)

LiveText Forum

If you have any comments or suggestions on LiveText, please click the link below to post your feedback in the forum.

- [LiveText Forum](#)

This is what a template looks like. The first section gives the student instructions on how to submit an assignment in LiveText.

TO YOUR INSTRUCTOR FOR A

Next Page

Manage Sections

INSTRUCTOR FOR A GRADE

ASSIGNMENT INSTRUCTIONS

ATTACH ASSIGNMENT HERE

COPY OF THE RUBRIC USED

TO EVALUATE THIS
ASSIGNMENT

Section One: How to Submit your Assignment to the Instructor for a Grade

Edit



1. Students you will need to download a Flash Player to view this tutorial. Use this URL to get the Flash Player <http://get.adobe.com/flashplayer/>
2. This tutorial covers several ways to submit your assignment to your instructor. c1.livetext.com/c1_help_for_students/flash_submit_assignment.html

Typically the second section provides the student with the assignment instructions.

ASSIGNMENT INSTRUCTIONS

Edit

Assignment Instructions

5E Lesson Plan: this section will be comprised of an ORIGINAL lesson plan written by the student. The plan must meet designated Alabama Course of Study Standards for the grade range of K – 3. The focus of the lesson must be on democracy, democratic institutions, values, and behavior which will foster respect for self and others must be included. You are expected to show creativity and ingenuity in integrating across the curriculum with a minimum of one other content area. There can be no downloading or copying of Lesson Plans from friends or the Internet. This action could result in a failing grade for the semester. You are to write the lesson plan as a grade range for K - 3 instead of for a specific grade level. Each student or group is required to design an effective science lesson following the 5E Lesson Plan Template promoted by the Alabama Math, Science and Technology Initiative (AMSTI). The lesson must include AT LEAST the following required information: grade range, class size, group or individual, science concepts addressed, COS standards addressed, objectives, scientific principles, materials, vocabulary, sources and resources, step-by-step procedures, and assessments. The Lesson Plan must use the 5E Lesson Plan format and address ALL required sections of the format.

Remember that the “required” is the “least” expected and will reflect that grade.

1. Students you will need to download a Flash Player to view this tutorial. Use this URL to get the Flash Player <http://get.adobe.com/flashplayer/>
2. This tutorial covers several ways to submit your assignment to your instructor. c1.livetext.com/c1_help/for_students/flash_submit_assignment.html

ASSIGNMENT INSTRUCTIONS

◀ Previous Page

Next Page ▶

📄 Manage Sections



Assignment Instructions

5E Lesson Plan: this section will be comprised of an ORIGINAL lesson plan written by the student. The plan must meet designated Alabama Course of Study Standards for the grade range of K – 3. The focus of the lesson must be on democracy, democratic institutions, values, and behavior which will foster respect for self and others must be included. You are expected to show creativity and ingenuity in integrating across the curriculum with a minimum of one other content area. There can be no downloading or copying of Lesson Plans from friends or the Internet. This action could result in a failing grade for the semester. You are to write the lesson plan as a grade range for K - 3 instead of for a specific grade level. Each student or group is required to design an effective science lesson following the 5E Lesson Plan Template promoted by the Alabama Math, Science and Technology Initiative (AMSTI). The lesson must include AT LEAST the following required information: grade range, class size, group or individual, science concepts addressed, COS standards addressed, objectives, scientific principles, materials, vocabulary, sources and resources, step-by-step procedures, and assessments. The Lesson Plan must use the 5E Lesson Plan format and address ALL required sections of the format.

Remember that the

The third section typically provides a location for the student to either enter information or attach something. This is done by clicking the Edit icon on the right side of the screen.

ATTACH ASSIGNMENT HERE

◀ Previous Page

Next Page ▶

📄 Manage Sections



Attach Assignment Here

Students attach assignments within this section.

Please Note:

Some courses have no actual assignment to attach. The assignment may call for evaluation of in class presentations which consist of either performance or materials. If this is the case then simply submit this document to your instructor so that they will be able to grade you in LiveText.

Students can attach a document by clicking the File Attachment tab. Then they can upload files.

Section: Attach Assignment Here

Section Editor Insert Image File Attachment

Insert File Attachment(s)

Save Changes

Save & Finish

Inserted File(s)

Current Label: uncategorized

Choose file attachment(s) from File Manager

View Label: uncategorized   Upload New File...

Search

File Name	File Type	Size	Date Uploaded	Actions
 Loading...				

Attach Assignment Here

Students attach assignments within this section.

Please Note:

The final section of the template provides the student with an exact copy of the rubric the instructor uses to grade the assignment with.

of in class presentations which consist of either performance or materials. If this is the case weText.

COPY OF THE RUBRIC USED TO EVALUATE THIS ASSIGNMENT

Previous Page

Manage Sections

Edit

Evaluation Rubric

ELE 3361 5E Lesson Plan Rubric

	Exceptional (4 pts)	Proficient (3 pts)	Basic (2 pts)	Unacceptable (1 pt)
Contains required information and details. (1, 16%) AL-ASBE-06.290.3.3.06.1.A AL-TROY-COE-CF.1 AL-TROY-COE-CF.3 AL-TROY-COE-CF.5 AL-TROY-COE-CF.6 AL-TROY-COE-CF.9	Contains more than the required information and details.	Contains only the required information and details.	Contains some of the required information and details	Contains little of the required information and details.
Implements the 5E Lesson Plan Format as advocated by AMSTI. (1, 16%) AL-ASBE-06.290.3.3.06.1.A AL-TROY-COE-CF.1 AL-TROY-COE-CF.10 AL-TROY-	Effectively and successfully implements the 5E Lesson Plan Format.	Successfully implements the 5E Lesson Plan Format	Implements the 5E Lesson Plan Format	Attempts to implement or does not use the 5E Lesson Plan Format.

Documents Main Page

ELE 3361 5E Lesson Plan C1

by Angie Mack

Show Properties

Document View

Edit Properties

Manage Pages

Once the student has completed attaching their work they click the **Submit Assignment** button to send it to the instructor.

TROY UNIVERSITY

Send for Review

Share

Copy

Print

Export

Apply Style

Save as Template

Submit Assignment

Table of Contents

Hide

- HOW TO SUBMIT AN ASSIGNMENT TO YOUR INSTRUCTOR FOR A GRADE
- ASSIGNMENT INSTRUCTIONS
- ATTACH ASSIGNMENT HERE
- COPY OF THE RUBRIC USED TO EVALUATE THIS ASSIGNMENT

HOW TO SUBMIT AN ASSIGNMENT TO YOUR INSTRUCTOR FOR A GRADE

Next Page

Manage Sections

Edit

Section One: How to Submit your Assignment to the Instructor for a Grade



1. Students you will need to download a Flash Player to view this tutorial. Use this URL to get the Flash Player <http://get.adobe.com/flashplayer/>
2. This tutorial covers several ways to submit your assignment to your instructor. c1.livetext.com/c1_help_for_students/flash_submit_assignment.html

ASSIGNMENT INSTRUCTIONS

Previous Page

Next Page

Manage Sections

Edit

Assignment Instructions

ELE 3361 5E Lesson Plan C1 Assignment

Choose an Assignment for Submission

Select a term for the assignment you wish to submit.

Term: 10/SU

Select an assignment for the submission.

Course Code	Assignment Name
ELE-3361-DSAA	<input type="radio"/> Lesson Plan <input type="radio"/> Standard Alignment Assignment
ELE-3362-PSKU	<input type="radio"/> ELE 3362 Literature in Math C1 Assignment <input type="radio"/> ELE 3362 Math Unit C1 Assignment
RED-4482-PSKU	<input type="radio"/> RED 4482 Five Stages of the Writing Process <input type="radio"/> RED 4482 Literature-Based Theme Plan

The student then selects the correct assignment from the list that appears and on the next screen submits the final assignment.

Quick Links

[Reviews](#)
[Groups](#)
[Visitor Passes](#)
[File Manager](#)

Customer Service

[Student FAQ](#)
support@livetext.com
[Welcome to LiveText!](#)
[What's New](#)

LiveText Forum

If you have any comments or suggestions on LiveText, please click the link below to post your feedback in the forum.

 [LiveText Forum](#)